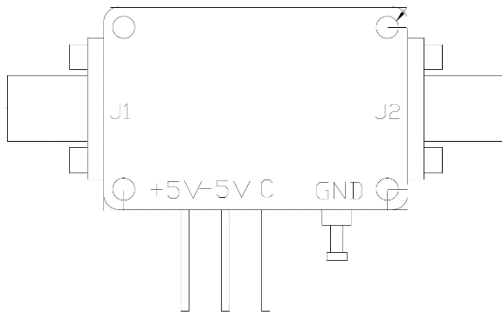


0.1-40GHz PIN Absorptive SPST Switch



Description:

AT-SPST-0040GXL-A is high power, wide band PIN Absorptive SPST switch from 0.1-40GHz. The GaAs Based Pin switch is controlled by TTL with +/-5V power supply. The switch is with good high isolation and good return loss performance.

The modules is with 2.92mm female connector, other connectors can be provided according to request.

More information, visit www.atmicrowave.com

Feature

- ✓ Frequency: 0.1-40GHz
- ✓ Low insertion Loss, -3.1 dB
- ✓ High isolation: -34dBc
- ✓ Very fast speed

Application

- ✓ Test Equipment
- ✓ ROF (RF Over Fiber)
- ✓ Radar System
- ✓ Telecom Communication

Electronical Specifications:

Parameter	Min	Typical	Max
Frequency		0.1-40GHz	
Insertion Loss		-3.1dB	-4.5
Isolation		-36 dB	
Return Loss		-15dB	
Switching Time		100ns	
P1dB @17GHz		+28dBm	
Bias Voltage		+/-5V, 50mA	
Control		TTL	
Spec Temp		25C	





AT-SPST-0040XL-A

0.1-40GHz PIN SPST Switch

Mechanical Information

Item	Description
Input Port	2.92mm Female
Output Port	2.92mm Female
Bias/Control	Feed Through Pin
Case Material	Copper
Finish	Gold Plated
Weight (Without Heatsink)	50g
Size:	30x20x12mm

Absolute Maximum Ratings Table

Parameter	Value
Bias Voltage	+5V +/-10%, -5V +/-10%
RF Input Power	+35dBm
Operating Temperature	-40 to +85C
Storage Temperature	-65 to +150C

TTL and Bias Voltage

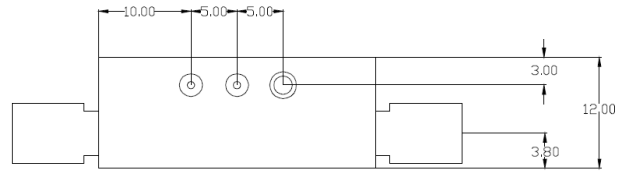
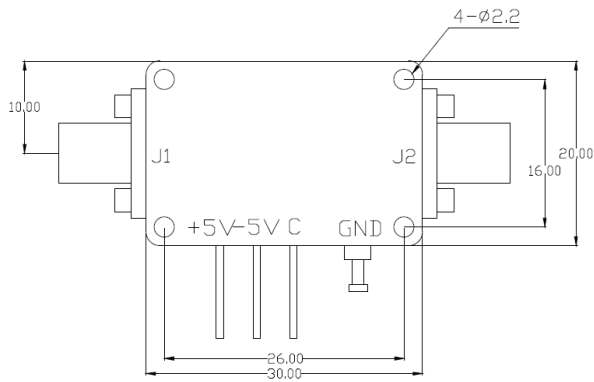
TTL	V2
High	2.0 to 5.5V
Low	0 to 0.8V
VDD	+5V (+/-5%)
VEE	-5V (+/-5%)

Truth Table

TTL	J1-J2
High	ON
Low	OFF



Dimension (mm)



SPST

Notes:

1. Datasheet may be changed according to update of MMIC, Raw materials , process, and so on.
2. This data is only for reference, not for guaranteed specifications.
3. Please contact AT Microwave team to make sure you have the most current data.

